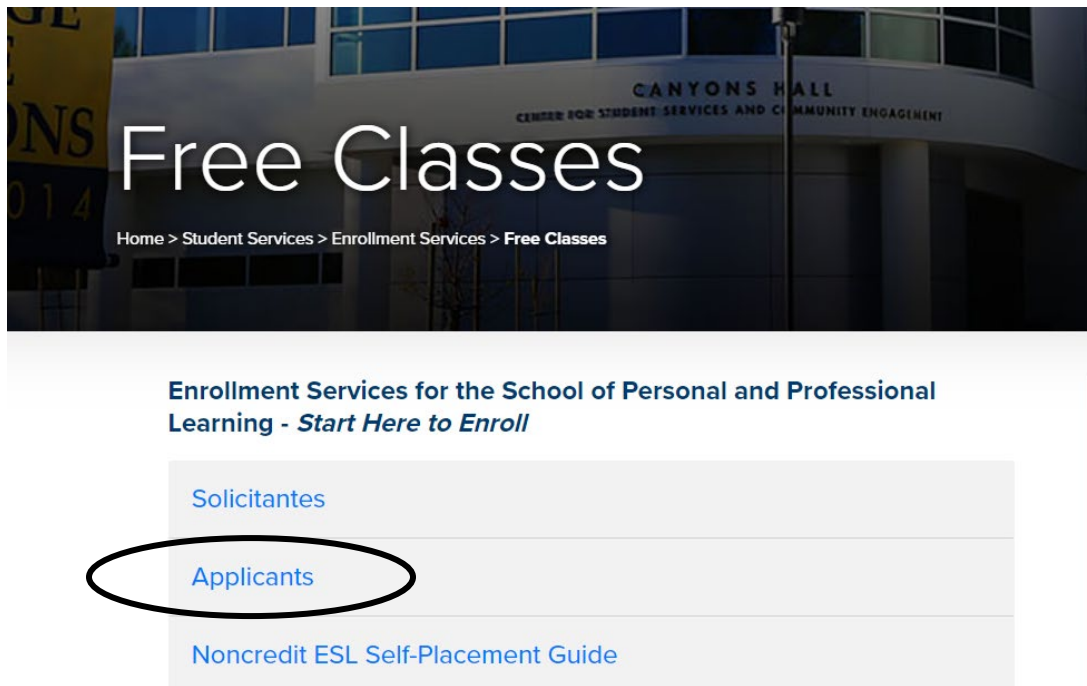
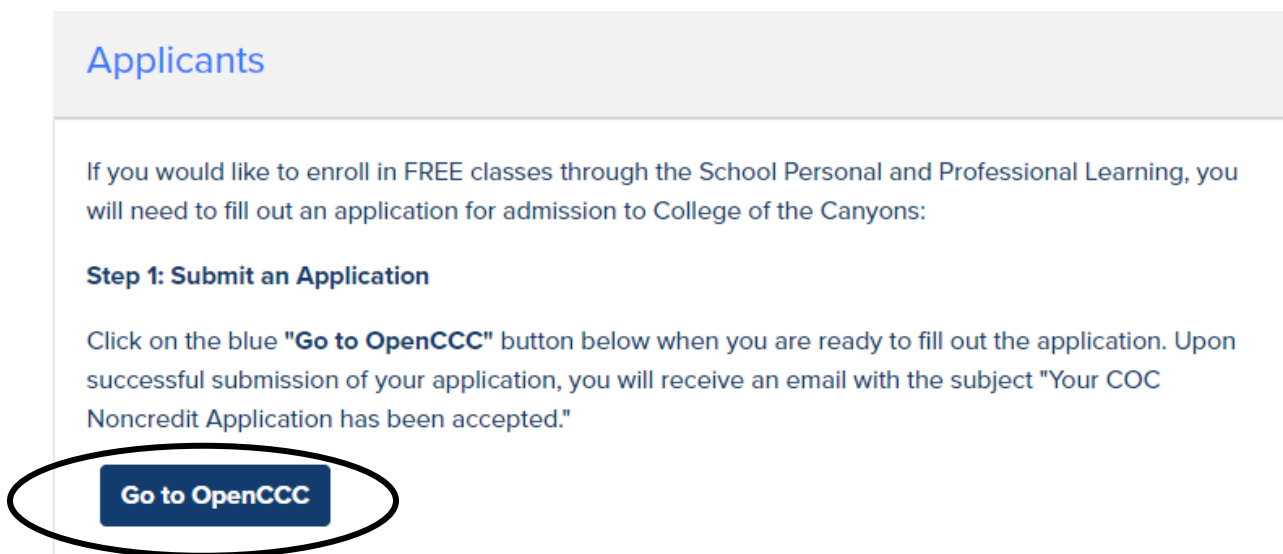


How to Fill Out COC's Online Application for Admission Using Open CCC

1. Visit our website (<https://www.canyons.edu/freeclasses>) and click "Applicants."



2. Click "Go to OpenCCC."



3. If you have never completed an application using CCC Apply, click **“Create an Account.”** If you have previously submitted a CCC Apply application to a California Community College, click **“Sign In.”**

Noncredit Application for Admission to College

Before applying to college you must first have an OpenCCC account.

The OpenCCC single sign-in account allows you to access the online services of the California Community

OpenCCC is a service of the California Community Colleges Chancellor's Office. The information in your account

If you have previously applied using CCC Apply, Click **“Sign In.”**

[Create an Account](#) or

[Sign In](#)

4. Enter your personal email address and click **“Email My Security Code.”**

Create Your Account

Enter your email address to begin creating your California Community Colleges student account. You will receive a code via email to verify your identity and keep your account secure.

Email

██████████@gmail.com

[Use mobile phone instead](#)

Email My Security Code

[Back to Sign In](#)

5. Enter the **“Security Code”** that has been sent to your personal email account and then click **“Verify Email.”**

Verify Your Account

A security code has been sent to nonc*****@gmail.com. Please enter the security code to verify your account. If you did not receive the code in your inbox, check your spam or junk folder.

Security Code

Verify Email

6. Enter your **“Primary Phone Number”** and choose **“Phone Type”** from the drop-down menu. Then check off the **“Terms of Use.”**

Create Profile

What

Create a secure California Community Colleges account.

Why

A California Community Colleges account will save your progress for future sessions.

How Long

3 steps

Step 3 Contact Information

Please enter your Contact information in the following fields.

Email Address *

nonc*****@gmail.com

Confirm Email Address *

nonc*****@gmail.com

Primary Phone Number

For international numbers, enter your country code

Phone Type

Mobile

☐ I agree to the [Terms of Use](#) and to receive emails at any email address I have provided or may provide in the future, from any entity associated with my application process, including but not limited to my designated schools and programs.

7. If you have a home address, select **“No,”** and then **enter your home address.** If you do not currently have a home address, select **“Yes,”** and then click the blue **“Next”** button.

Are you currently homeless? *

☐ Yes ☒ No

Country * ?

United States

Zip Code *

Street 1 *

Street 2

City *

Valencia

State *

California

Next >

8. Enter your personal information including **your full legal name and date of birth.** Then click the blue **“Next”** button.

required field

Legal First Name

Legal Middle Name

Legal Last Name *

Suffix

None

Preferred Name

Date of Birth * ?

mm/dd/yyyy

Confirm Date of Birth *

mm/dd/yyyy

Next >

9. Create a password for your Open CCC account. Follow the password requirements. Write down the password for future reference. Then click **“Create Account.”**

NOTE: This password will be used for applying to all California Community Colleges.

Password must:

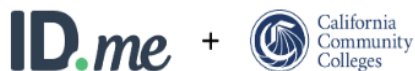
- not contain your name
- be at least 8 characters in length
- contain at least one uppercase letter
- contain at least one lowercase letter
- contain at least one number
- contain at least one of the following special characters (!, @, #, \$, %, ^, & or *)

Password

Confirm Password

Create Account

10. Click **“What if I can’t verify my identity with ID.me?”**



CCC Students Expected to Verify Their Identity with ID.me

The California Community Colleges (CCC) now use ID.me to help keep your identity safe and make it easier to apply to college and get financial aid.

Why Do I Need to Verify My Identity?

- Verifying your identity helps protect against someone else stealing it to apply for college or financial aid.
- If you skip ID.me verification, your college application may be put on hold until you verify who you are.
- Identity verification is required before you can get your financial aid.

What to expect:

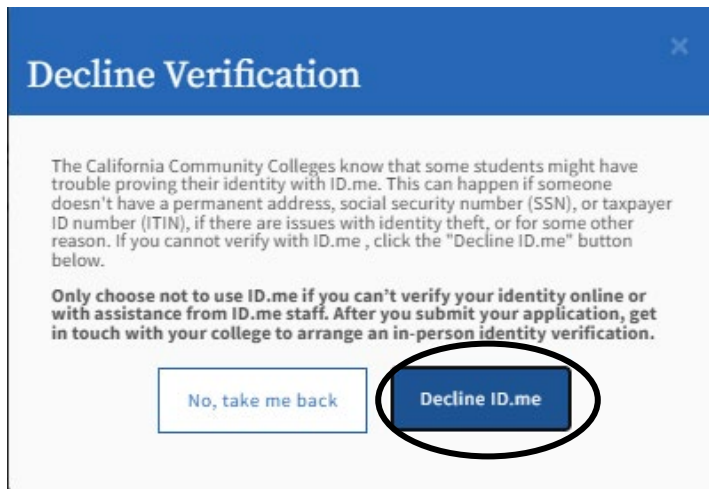
- 1 Redirecting you to the ID.me website
- 2 Verifying your identity with [primary](#) or [secondary](#) documents
- 3 Returning you to your community college application



[What if I can't verify my identity with ID.me?](#)

[Learn More](#)

11. Click **"Decline ID.me."**



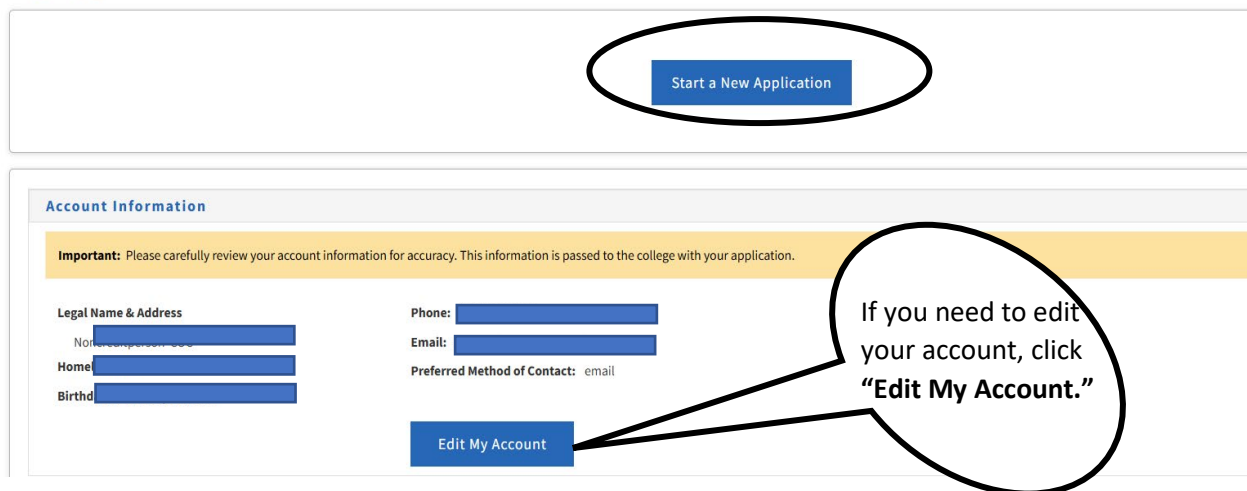
The California Community Colleges know that some students might have trouble proving their identity with ID.me. This can happen if someone doesn't have a permanent address, social security number (SSN), or taxpayer ID number (ITIN), if there are issues with identity theft, or for some other reason. If you cannot verify with ID.me, click the "Decline ID.me" button below.

Only choose not to use ID.me if you can't verify your identity online or with assistance from ID.me staff. After you submit your application, get in touch with your college to arrange an in-person identity verification.

[No, take me back](#) [Decline ID.me](#)

12. Review the account information and click **"Start a New Application."** If you need to edit your account, click **"Edit My Account."**

My Applications



[Start a New Application](#)

Account Information

Important: Please carefully review your account information for accuracy. This information is passed to the college with your application.

| | |
|----------------------|------------------------------------|
| Legal Name & Address | Phone: |
| Non-Resident Alien | Email: |
| Home: | Preferred Method of Contact: email |
| Birthd: | |

[Edit My Account](#)

If you need to edit your account, click **"Edit My Account."**

13. From the drop-down menu, select a **“Term,” “Educational Goal,”** and **“Intended Major or Program of Study.”** Then click **“Continue.”** Make sure to select the correct term to avoid reapplying.

The screenshot shows the 'Enrollment Information' form. On the left is a sidebar menu with 'Enrollment' highlighted. The form has three dropdown menus: 'Term Applying For' (set to 'Spring 2022'), 'Educational Goal' (set to 'Obtain an associate degree and transfer to a 4-year institution'), and 'Intended Major or Program of Study' (set to '-- Select --'). Each dropdown has a black arrow pointing to it. At the bottom, the 'Continue' button is circled in black.

14. If applicable, enter your **“Profile”** information including **“Previous Name,”** and **“Current Mailing Address.”** If your current mailing address is the same as your permanent address, check the first box. If your current mailing address is outside the United States, check the second box. Then click **“Continue.”**

The screenshot shows the 'Profile' form. On the left, the sidebar menu has 'Profile' highlighted. The form has two sections: 'Previous Name' and 'Current Mailing Address'. In the 'Previous Name' section, the text 'previous legal name' is circled in black. In the 'Current Mailing Address' section, the first checkbox 'My mailing address is the same as the Permanent Address in my OpenCCC Account.' is checked. Below it, the 'Street Address' field is circled in black. At the bottom, the 'Continue' button is circled in black. A large black circle is drawn around the 'Current Mailing Address' section, and a black arrow points from the 'Enrollment' section of the sidebar menu to this section.

15. From the drop-down menus, select your “College Enrollment Status,” “High School Education,” and “Current or Most Recent High-School Attended.” Then click “Continue.”

College of the Canyons | Term: Spring 2023 | Application #: NC-25029062

Education

Your responses will be kept private and secure and will not be used for discriminatory purposes.

| | |
|-------------------------|---|
| Enrollment | ✓ |
| Profile | ✓ |
| Education | 0 |
| Needs & Interests | 0 |
| Demographic Information | ✓ |
| Supplemental Questions | 0 |
| Submission | |

College Enrollment Status

As of February 05, 2023, I will have the following college enrollment status: ?

-- Select enrollment status --

High School Education

High school education level as of February 05, 2023 ?

-- Select enrollment status --

Current or Most Recent High-School Attended ?

--- Select Last School ---

Save

Continue >

NOTE: Depending on how you answer the questions, you may need to provide more information about your education.

16. Select answers for “Needs & Interests” and then click “Continue” at the bottom of the page.

Enrollment ✓

Profile ✓

Education ✓

Needs & Interests 0

Demographic Information ✓

Supplemental Questions 0

Submission

Needs & Interests

This information you provide on this page will not be used in making admission decisions and will not be used for discriminatory purposes.

Main Language

Are you comfortable reading and writing English?

☐ Yes ☐ No

Financial Assistance

Are you interested in receiving information about money for college?

☐ Yes ☐ No

Are you receiving TANF/CalWORKs, SSI, or General Assistance?

☐ Yes ☐ No

Athletic Interest

Are you interested in participating in a sport while attending college? ⓘ

(Your response does not obligate you in any way. To be eligible to participate on an intercollegiate team, you must be enrolled in at least 12 units.)

☐ Yes, I am interested in one or more sports, including the possibility of playing on an [intercollegiate team](#).

☐ Yes, I am interested in [intramural or club sports](#), but not in playing on an intercollegiate team.

☐ No, I am not interested in participating in a sport (beyond taking P.E. classes).

Programs & Services

Check the programs and services in which you are interested. (Not all college campuses offer every program and service listed.)

☐ Academic counseling/advising

☐ Basic skills (reading, writing, math)

☐ CalWORKs

☐ Career planning

☐ Child care

☐ Counseling - personal

☐ DSPS - Disabled Student Programs and Services

☐ EOPS - Extended Opportunity Programs and Services

☒ ESL - English as a Second Language

☐ Health services

☐ Housing information

☐ Employment assistance

☐ Online classes

☐ Re-entry program (after 5 years out)

☐ Scholarship information

☐ Student government

☐ Testing, assessment, orientation

☐ Transfer information

☐ Tutoring services

☐ Veterans services

Save

Continue >

17. Select your “**Demographic Information**” from the drop-down menus or select “**Decline to state.**”

Demographic Information

By California law, the California Community Colleges collect voluntary demographic information regarding the sexual orientation, gender identity, and gender expression of students.

- This information will be used for federal and state reporting.
- This information is used for summary demographic reporting and will not be used for a discriminatory purpose.
- Your responses are kept private and secure.
- Providing this information is optional.

Gender/Transgender

Gender in this context, means a person's sex, or a person's **gender identity** and **gender expression**. ?

Gender ?

-- Select Gender --

Do you consider yourself **transgender**? ?

-- Select Transgender Response --

Sexual Orientation

Please indicate your **sexual orientation** ?

-- Select Sexual Orientation --

Dependents

Do you have children or dependents who receive more than half of their support from you

☐ Yes ☐ No

18. Select your “**Parent/Guardian Educational Levels**” from the drop-down menus.

Parent/Guardian Educational Levels

Regardless of your age, please indicate the education levels of the parents and/or guardians who raised you.

Parent or Guardian 1 ?

-- Select Education Level --

Parent or Guardian 2 ?

-- Select Education Level --

19. Select answers to “Race/Ethnicity” questions. Then click “Continue.”

Race/Ethnicity

Per U.S. Department of Education guidelines, colleges are required to collect this racial and ethnic data.

Check the box below if you identify as Hispanic or Latino. If you indicate that you are Hispanic or Latino, you will have the option to select more specific ancestry groups.

Are you Hispanic or Latino?

☐ Yes ☐ No



Check all of the ethnicity, nation, and ancestry groups that you identify with. When you select a major ethnicity group, you will have the option to select more specific ancestry groups. Select all that apply.

- ☐ Asian
- ☐ American Indian or Alaska Native
- ☐ Black or African American
- ☐ Native Hawaiian or Other Pacific Islander
- ☐ Middle Eastern or North African
- ☐ White

Save

Continue



20. **Optional:** Select answers to the **Supplemental Questions** including “Native Language,” “Employment Barriers,” “Labor Force Status,” and a Rising Scholars Program question. Then click “Continue.”

College of the Canyons - Noncredit Application | Term: Winter 2025
| Application #: NC-32803963

Supplemental Questions

We would like to gather some additional information on your noncredit application to college.

Native Language (Mark only one):

English

Employment Barriers:

- ☐ Cultural Barriers
- ☐ Disabled
- ☐ Displaced Homemaker
- ☐ English Language Learner
- ☐ Homeless
- ☐ Long-term Unemployed
- ☐ Low-income
- ☐ Low Levels of Literacy
- ☐ Migrant Farmworker
- ☐ Single Parent
- ☐ Non TANF within 2 years (Cash Aid)

Labor Force Status:

I am employed.

Would you be interested in joining our Rising Scholars Program? This program is dedicated to support students who were previously incarcerated.

No

Save Continue >



The screenshot shows a web application interface for a noncredit application. On the left is a vertical sidebar with a list of steps: Enrollment, Profile, Education, Needs & Interests, Demographic Information, Supplemental Questions, and Submission. The 'Supplemental Questions' step is highlighted with a blue bar and an information icon. A large black arrow points from this sidebar item to the main content area. The main content area is titled 'Supplemental Questions' and contains four sections. The first section, 'Native Language (Mark only one):', has a dropdown menu with 'English' selected; a black arrow points to this dropdown. The second section, 'Employment Barriers:', lists ten categories with checkboxes, all of which are currently unchecked. The third section, 'Labor Force Status:', has a dropdown menu with 'I am employed.' selected; a black arrow points to this dropdown. The fourth section asks 'Would you be interested in joining our Rising Scholars Program? This program is dedicated to support students who were previously incarcerated.' with a dropdown menu showing 'No'; a black arrow points to this dropdown. At the bottom of the form are two buttons: 'Save' and 'Continue >'. The 'Continue >' button is circled in black.

21. Click **“Review My Application”** to review your responses. Select your preference for **“Request for Consent to Release Information.”**

Submission

Review Your Responses

[Save as PDF](#)

We recommend that you review your responses to ensure you've provided complete and accurate information.

[Review My Application](#)

Request for Consent to Release Information

I authorize the Chancellor's Office, California Community Colleges, and the community colleges I am attending to release necessary personal information contained in my education records, including my Social Security number, for the purposes described below. To learn more about how your personal information is stored and used, see the [Privacy Policy](#). [?](#)

- To federal or state agencies to evaluate jointly administered programs or to comply with reporting requirements;
- To data matching services to measure student success in transferring to four-year colleges or universities;
- To colleges, universities, or government agencies to promote outreach to students and to enhance transfer;
- To the California Student Aid Commission to facilitate the award of financial aid; and
- To organizations or agencies assisting the Chancellor's Office or the community colleges you attend with research and analysis.

☐ I consent

☐ I do not consent

22. Check the boxes below to **sign electronically** for the admission application. Then click **“Submit My Application”** at the bottom of the page.

Submit Your Application

You are about to submit your application to College of the Canyons.
NO CHANGES can be made to your application once it is submitted.

California state law* allows you to submit your application and residency information online with an electronic signature verification. Your completion of this page will provide the necessary verification for electronic submission. The security and privacy of the information in your submitted application are protected as described in the CCCApply Privacy Policy.

* Section 54300 of subchapter 4.5 of chapter 5 of division 6 of title 5 of the California Code of Regulations.

☐ By Checking here, I, Mickey Mouse, declare that: ⓘ

- All of the information in this application pertains to me.
- Under penalty of perjury, the statements and information submitted in this online admission application are true and correct.
- I understand that falsification, withholding pertinent data, or failure to report changes in residency may result in District action.
- I understand that all materials and information submitted by me for purposes of admission become the property of College of the Canyons.

☐ By Checking here, I, Mickey Mouse, acknowledge understanding that: ⓘ

- Federal and state financial aid programs are available and may include aid in the form of grants, work study, and/or any available student loans. I am aware that I may apply for assistance for up to the total cost of my education including enrollment fees, books & supplies, transportation, and room and board expense.
- I may apply for financial assistance if I am enrolled in an eligible program of study (certificate, associate degree, or transfer), and may receive aid if qualified, regardless of whether I am enrolled full-time or part-time.
- Financial aid program information and application assistance are available in the financial aid office at the college. The application is also available on-line.

Note: CCCApply will provide links to financial aid information and applications after you submit this application. You can also find financial aid information at www.icanaffordcollege.com, and on most college websites.

Submit My Application

23. **IMPORTANT!** Make sure that you see a confirmation message shown in the picture below.

The screenshot shows a confirmation page from the College of the Canyons. At the top, it says "Great Job," followed by a redacted name. Below that, it states "Your application was submitted." and "Confirmation". A message follows: "Heesoo, your application for admission has been submitted to College of the Canyons." Below this is a table with the following information:

| | |
|----------------|-------------------------------|
| Name | [Redacted] |
| CCCID | [Redacted] |
| College | College of the Canyons |
| Term | Spring 2023 |
| Email | [Redacted] |
| Date & Time | November 07, 2022 12:05:56 PM |
| Confirmation # | [Redacted] |

Below the table, there are four bullet points:

- Snap a screenshot of this page for your records or [save a copy](#) of your application responses.
- You may also view or print a copy of your SUBMITTED INFORMATION for your records.
- CHECK YOUR EMAIL (including your spam folder) for important information from College of the Canyons regarding your admission and registration.
- Remember to complete any additional admission requirements as specified by College of the Canyons. Supporting materials and/or questions should be addressed to

At the bottom, contact information for the College of the Canyons is provided:

College of the Canyons
Admission: null
26455 Rockwell Canyon Rd
Santa Clarita, CA 91355-1899
In-state phone: (661) 259-7800
Out-of-state phone:
Fax:
Website: <http://www.canyons.edu>

NOTE: Within 48 hours, you will receive 2 emails:

1) **You will receive an email from noreply@cccmypath.org.** This email will contain your “global” CCCID number (example: CDF1746). This is **NOT** your College of the Canyons student ID number. This is your ID number as a California Community College system applicant, used at all California Community Colleges that use OpenCCC as their provider for the admission application: (examples: Los Angeles Pierce College, Contra Costa College, Glendale Community College.)

2) **You will receive an email from College of the Canyons titled, “Your COC Noncredit Application Has Been Accepted.”** This email will provide your CanyonsID username (student email address), temporary password, and instructions on the next step toward enrollment using My Canyons.

Please email us at freeclasses@canyons.edu or call us at **661-362-3304** if you have any questions or difficulties with the enrollment process.